

THE SOUTHWESTERN INSTITUTE OF FORENSIC SCIENCES  
AT DALLAS

COPY  
AUTOPSY REPORT

Case No. 1741-82-0901

Name: Franks, Kenneth

Age: 18 Race: White Sex: Male

Date and time of death: July 14, 1982  
7:00 P.M.

Date and time of autopsy: July 15, 1982  
12:00 Noon

Pronounced at: Speegle Park, Hiway 6  
Waco, McLennan County

Organ weights:

Brain	<u>1440</u>	Gm.
Heart	<u>300</u>	Gm.
R. Lung	<u>550</u>	Gm.
L. Lung	<u>235</u>	Gm.
Liver	<u>1300</u>	Gm.
Spleen	<u>200</u>	Gm.
R. Kidney	<u>150</u>	Gm.
L. Kidney	<u>130</u>	Gm.
		Gm.
		Gm.
		Gm.
		Gm.

Decomposed = D  
Estimated = E  
Embalmed = B  
Fixed = F  
Not weighed = NW

EXTERNAL EXAMINATION:

Clothing on body:

1. Orange "Izod" short sleeved pullover with multiple defects in left chest area, including one area with a 1 inch portion of shirt caught within underlying
2. Blue jeans.
3. White briefs.
4. White running shoes with blue laces.
5. White socks with orange tops.

Accompanying body:

1. Order for autopsy from Justice of the Peace, J. N. Johnson, Precinct 1, Place 2, McLennan County, TX
2. Black disaster pouch containing ants, maggots to 1/8 inch in length, and pill bugs.
3. Headband consisting of faded red and white band rolled and secured with white shoe lace with stars on the shoe lace.
4. Gag in mouth consisting of beige, orange, and medium brown terry cloth strips tied in "Granny knot" at the right side of the face.
5. Two, used, white shoe laces tied together, then looped around both wrists holding them in place behind the back. Additional strips of the medium brown and orange terry cloth were tied together, then tied around the right wrist, looped over the left wrist, and tied in an over-hand loop which includes the binding of the shoe laces.
6. Yellow metal earring with clear stone and center red stone in left ear.
7. White metal watch with correct date and time and white metal band on left wrist.
8. Sunglasses.
9. Smoking device consisting of pipe, tubing, and two-hole rubber stopper in place, in left sock.

Name Franks, Kenneth

Case No. 1741-82-0901

- 10. Pocket contents consisting of dollar bill and one nickel.
- 11. Left sleeve contents consisting of cigarette pack.

The body is that of a normally developed, normally nourished, white male whose appearance is consistent with his stated age of 18 years. The body is of average build, 69-1/2 inches in length (176.5 cm.) and weighs 149 pounds (67.6 kg.). Rigor mortis is complete, livor mortis is purple and posterior. The body is cool after refrigeration and fairly well preserved in the absence of embalming.

Scalp hair is brown-blond, 3 to 4 inches in length. A pale blond mustache measuring approximately 1/2 inch in length is present. A few hairs are present on the chin. The eyes are closed, the conjunctivae are slightly cloudy. The irides are light brown. The pupils are round, equal, and 5 mm. in diameter. The left ear is pierced, but otherwise unremarkable as are the nose and mouth. The teeth are natural and in good repair. The neck, trunk, and extremities have no significant abnormalities. The genitalia are those of a circumcised male and are unremarkable. Body hair is of average amount and male distribution. No scars are present. A non-professional tattoo is present on the upper right arm, consisting of the letter "K" and a figure which may be a script "F".

**EVIDENCE OF INJURY:**

- 1. Multiple stab and cutting wounds.

A total of twenty stab and cutting wounds are present in the left neck and chest. They are numbered for purposes of description. The wounds are consistent with a single edged blade, between 1/2 and 3/4 inch in width, 1/16 inch in thickness, and between 4 and 5 inches in length.

Wound No. 1 is approximately horizontal in the neck, 10-1/2 inches below the top of the head and extends 1-7/8 inches from a point 5/8 inch to the left of the midline. The blunt margin is at three o'clock. In addition to the cutting portion of the wound which measures 1/16 to 1/8 inch in depth, there is a stab component measuring 1-1/4 inches in depth which extends medially and upward through the soft tissue of the lateral neck. Hemorrhage is associated with the track of the blade in the soft tissue, but no significant injury is present in the great vessels, the airway, or the esophagus.

Wounds No. 2 through 20 are located between 14 and 18 inches below the top of the head, and between 1 and 3-3/4 inches to the left of the midline. Stab wounds No. 2 through 11 penetrate the chest cavity and measure from 5/8 to 1 inch in length. The blunt margins are superior. The internal injuries associated with these defects include six through and through wounds of the left upper lobe of the lung, 15 defects in the pericardial sac, ten in the heart including three through and through the left ventricle, and two which penetrate the liver. A stab wound is present in the third rib. Left hemothorax measures 2200 cc. and hemo-pericardium measures approximately 60 cc.

The overall direction of these wounds is from above downward, from front to back, and slightly from left to right.

Name Franks, Kenneth

Case No. 1741-82-0901

Wounds No. 12 through 15 are stab and cutting wounds which do not penetrate the chest cavity and measure from 5/8 to 1/8 inch in length. The greatest depth is 1/2 inch, most are 1/4 inch.

Wounds No. 16 through 20 are superficial stab wounds measuring from 1/8 to 1/16 inch in length and 1/4 to 1/2 inch in depth. They do not penetrate the chest cavity.

2. Gag in mouth (described under external examination). Drying and contusion is present at the lower lip.

3. Impressions of the shoelaces are embedded in the dorsum of the left wrist and along the right thumb, measuring 1/8 inch in width. Skin slippage is present beneath the terry cloth bindings about the wrists. Otherwise, there is no evidence of defense or scrimmage injuries.

4. Postmortem interval. Rigor mortis remains, slight discoloration is present in the right lower quadrant of the abdomen. The fluid which exudes from the wounds is slightly malodorous. Internal examination reveals slight hemolytic discoloration of the serosal surfaces and the intimal surfaces of the vessels. The internal organs are slightly softened, particularly the adrenal glands, pancreas, and spleen.

5. Postmortem animal artifact. Moderate ant abrasions are present on the head, trunk, and extremities. Maggots measuring up to 1/8 inch in length have hatched at the nose.

EVIDENCE OF MEDICAL ATTENTION: None.

INTERNAL EXAMINATION:

COPY

HEAD: The scalp, skull, brain and its coverings have no evidence of preexisting disease or injury. Multiple coronal sections of the brain are unremarkable.

NECK: Other than the cutting and stab wound described above, no contusions or hemorrhage are present in the soft tissues of the neck or strap muscles. The hyoid bone and laryngeal cartilages are intact. The upper airways contain scant, frothy secretions. The proximal esophagus and paravertebral soft tissues are unremarkable, other than the previously described injuries.

SEROUS CAVITIES: Other than the injuries described, the pleural, pericardial and peritoneal cavities contain no abnormal accumulations of fluid and the surfaces are smooth and glistening.

CARDIOVASCULAR SYSTEM: Other than the injuries described, the epicardial surface is unremarkable. The coronary arteries have balanced distribution with no atherosclerotic narrowing. The myocardium is red-brown with no focal lesions and the free walls measure 3 and 15 mm., right and left respectively. The cardiac valves are unremarkable. The intimal surface

Name Franks, Kenneth

Case No. 1741-82-0901

of the aorta is minimally roughened by fatty streaks. The remainder of the vascular system is unremarkable, other than the previously described hemolytic discoloration.

**RESPIRATORY SYSTEM:** The pleural surfaces of the right lung are purple, those of the left are pale grey-pink. The right lung is subcrepitant and the left crepitant to palpation and both are soft on section. The cut surfaces of the right are purple and exude hemorrhagic edema fluid. Those of the left are pale grey to pale pink and unremarkable, except for the injuries. The distal airways contain frothy to hemorrhagic secretions. The pulmonary vessels are unremarkable.

**GASTROINTESTINAL SYSTEM:** The distal esophagus is unremarkable. The stomach contains approximately 600 cc. of light brown fluid with recognizable fragments of hamburger meat and portions of whole french fries. The mucosa is unremarkable, as is the remainder of the digestive tract. The appendix is present.

**HEPATOBIILIARY SYSTEM:** The liver is pale brown, and the hepatic architecture is unremarkable. The gallbladder contains 10 cc. of dark yellow bile.

**LYMPHORETICULAR SYSTEM:** The spleen is medium purple-red. The thymus has the usual lobulated architecture. The visualized lymph nodes are unremarkable.

**GENITOURINARY SYSTEM:** The kidney surfaces are pale tan, smooth and glistening. The kidneys are soft and the cut surfaces are unremarkable, as are the collecting systems, ureters, and bladder which contains 80 cc. of yellow urine. The male internal organs are unremarkable.

**ENDOCRINE SYSTEM:** Other than the previously described adrenal and pancreatic autolysis, no abnormalities are present in the pituitary, thyroid, and adrenal glands. The pancreas is unremarkable.

**MUSCULOSKELETAL SYSTEM:** No fractures of the axial or appendicular skeleton are identified. The skeletal muscles are unremarkable.

#### MICROSCOPIC EXAMINATION:

**LUNG:** Stab wound with hemorrhage. Autolysis.

#### TOXICOLOGY:

**Blood:** Alcohol - 0.049% ethyl alcohol.  
 ABN drug screen - negative.  
 Alkaline drug screen - negative.  
 Type - 'A'.  
 Narcotics - negative by RIA.

**Vitreous:** Alcohol - negative.  
 SMA - Na+ - 131 meq/L.  
 K+ - 20 meq/L.  
 Cl- - 114 meq/L.  
 Glu - 3 mg%.  
 VUN - 10 mg%.

**Urine:** Alcohol - negative.  
 Narcotics - negative by RIA.  
**Bile:** Alcohol - 0.034% ethyl alcohol.

McLENNAN COUNTY DISTRICT ATTORNEY  
Send to JP Joe Johnson  
Courthouse, Waco, TX 76703  
✓ WACO POLICE DEPARTMENT

THE SOUTHWESTERN INSTITUTE OF FORENSIC SCIENCES  
AT DALLAS

Post Office Box 35728  
Dallas, Texas 75235

Cause of Death

Date: 7-15-82

M.E. Case No. McLennan Co. 1741-82-0901

Name of deceased: Franks, Kenneth 18 w m

Residence of deceased 2804 Savannah Ct., Waco, TX

Found at Speegle Park # 1, Hwy. 6, Waco, TX

An autopsy ~~was~~ performed and the cause of death is Multiple stabbing & cutting  
wounds of neck & center chest.

Manner of death:  Accident  Suicide  Homicide  Natural Causes  
 Undetermined  Unclassified

Ending  Reason: \_\_\_\_\_

*M.G.F. Gilliland M.D.*

Medical Examiner  
M.G.F. Gilliland, M.D.

- Note:  Please send this office a copy of the Investigation Report.  
 Please send this office a copy of the Hospital Record.

Name Franks, Kenneth

Case No. 1741-82-0901

FINDINGS:

1. Multiple stab and cutting wounds of the neck and left chest with:
  - a. Wound No. 1 including cutting and stab component of neck with hemorrhage but without disruption of the great vessels.
  - b. Wounds No. 2 through 11, penetrating the chest wall with multiple perforating and penetrating injuries of the left upper lobe of the lung, pericardium, heart, and liver. and with left hemothorax and hemopericardium, vertical wounds from above downward, from front to back, and from left to right.
  - c. Wounds No. 12 through 15, cutting and stab wounds which do not penetrate the chest wall, but are associated with hemorrhage.
  - d. Wounds No. 16 through 20, superficial stab wounds associated with hemorrhage.
2. Terry cloth gag tied in mouth with bruising of lower lip.
3. Terry cloth and shoelace bonds holding wrists together behind the back with impressions on skin and skin slippage.
4. No other evidence of defense or scrimmage injuries.
5. Visceral pallor.
6. Early postmortem decomposition.
7. Postmortem animal artifact including ants and maggots.

CONCLUSION:

It is our opinion that Kenneth Franks, an 18-year-old white young man, died as the result of multiple stab and cutting wounds of the neck and left chest. Wounds No. 1 through 11 caused the most significant internal injuries and hemorrhage. The remainder were associated with some hemorrhage and were inflicted during life. The changes after death and the animal artifact are consistent with death during the late evening of the 13th of July, less than 24-hours prior to the discovery of the bodies. (see also 1742 and 1743-82).

MANNER OF DEATH: Homicide.

TOXICOLOGY: See page 4.

COPY

*Miss Gilliland M.D.*

M. G. F. Gilliland, M.D.  
Medical Examiner

*Nina Hollander M.D.*

Nina Hollander, M.D.  
Medical Examiner

*P. E. Besant-Matthews*

P. E. Besant-Matthews, M.D.  
Deputy Chief Medical Examiner

*Charles S. Petty*

Charles S. Petty, M.D.  
Chief Medical Examiner

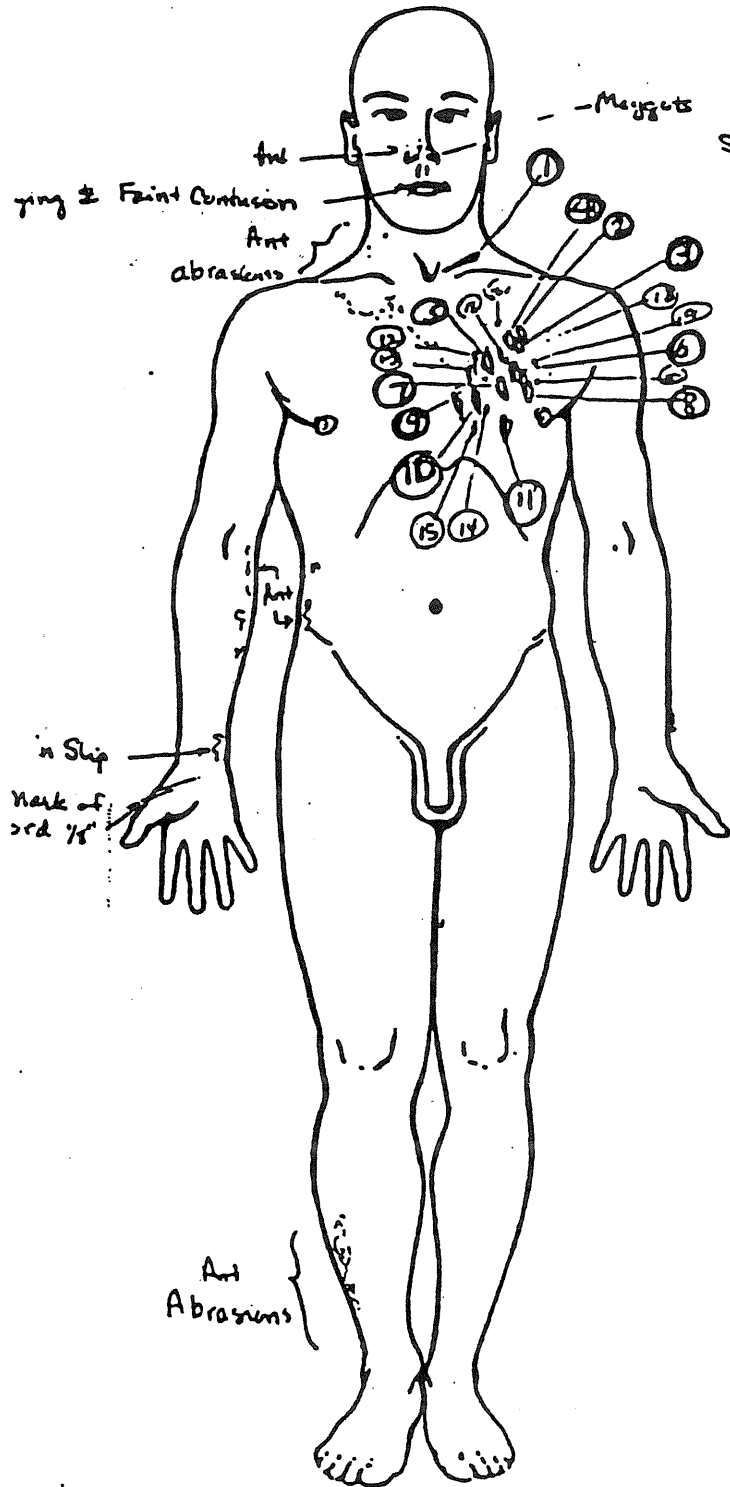
UNIVERSITY OF TEXAS SYSTEM  
 INSTITUTE OF FORENSIC SCIENCES  
 AT DALLAS

Name: Kenneth Franks

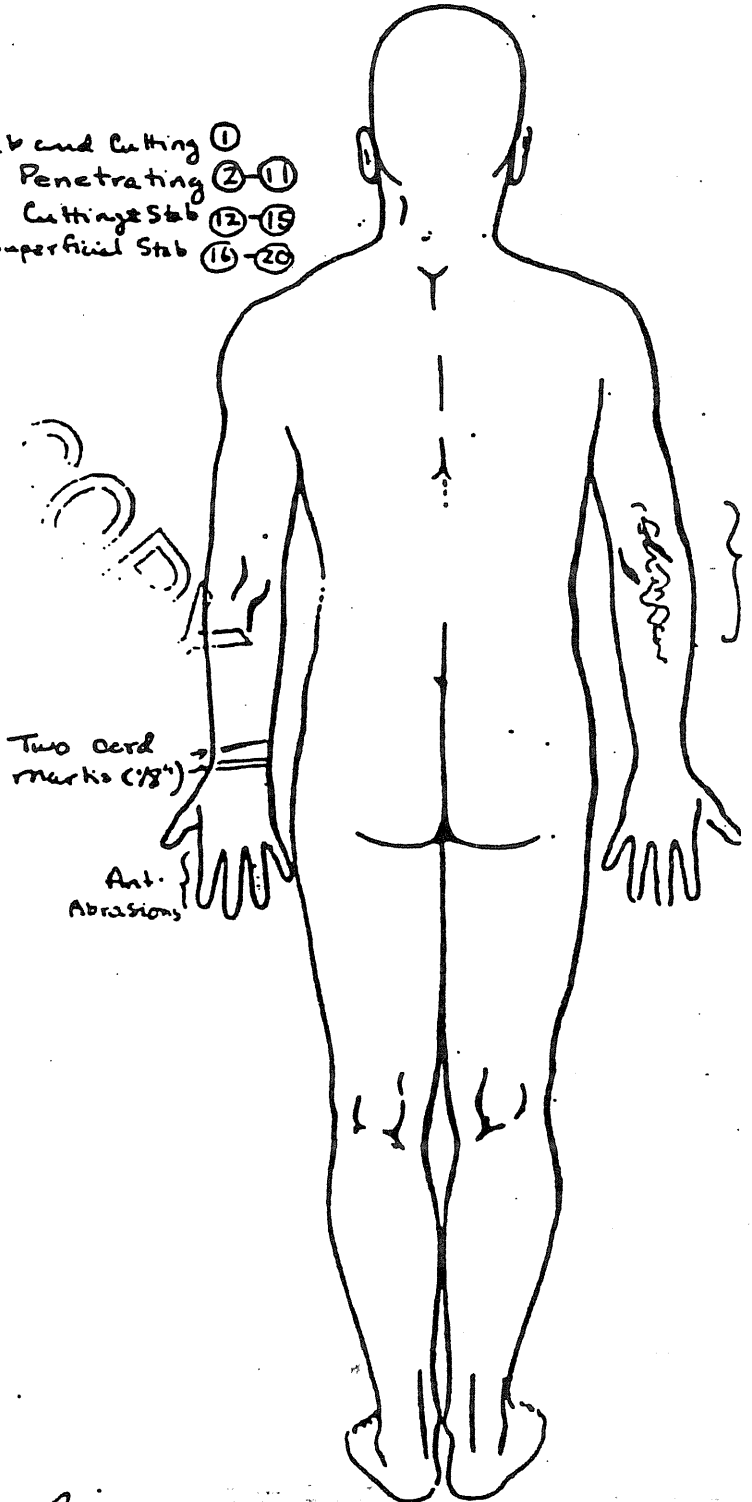
Autopsy No. 1741-82

Color W Age 18

Date 7/15/82



- Stab and Cutting ①
- Penetrating ②-⑪
- Cutting Stab ⑫-⑮
- Superficial Stab ⑯-⑳



*Wey Lillend MO*

For protocol

DA 04700

MEMORANDUM

TO: INSTITUTE OF FORENSIC SCIENCES

DATE: 07-14-82

FROM: JOE N. JOHNSON, J.P.

NUMBER: (THREE)


SUBJECT: AUTOPSIES (3)

TO WHOM IT MAY CONCERN:


I, JOE N. JOHNSON, Justice of the PEACE, Precinct 1, Place 2 of McLennan County Texas, do hereby order the performances of complete post mortems upon the dead bodies of RAYLENE RICE, a female, age 17: JILL MONTGOMERY, a female, age 17, and KENNETH FRANKS, a male, age 18.


Specific authority is herewith given the Institute of Forensic Sciences of Dallas, Texas, to perform any and all procedures which are necessary to ascertain specific causes of death on the above named persons, including the taking of all body fluids, tissue specimens, etc.

Witness my hand this 14th day of July of 1982.



JOE N. JOHNSON, Justice  
of the Peace, Court House  
Waco, Texas, 76701  
Phone (817) 75-3-3361

  
WITNESS:

  
WITNESS:

McLENNAN COUNTY DISTRICT ATTORNEY  
Send to JP Joe Johnson  
Courthouse, Waco, TX 76703  
✓ WACO POLICE DEPARTMENT

THE SOUTHWESTERN INSTITUTE OF FORENSIC SCIENCES  
AT DALLAS

Post Office Box 35728  
Dallas, Texas 75235

Cause of Death

Date: 7-15-82

M.E. Case No. McLennan Co. 1741 82-0901

Name of deceased: Franks, Kenneth 18 w m

Residence of deceased 2804 Savannah Ct., Waco, TX

Found at Speegle Park # 1, Hwy. 6, Waco, TX

An autopsy ~~was performed~~ was performed and the cause of death is Multiple stabbing & cutting  
wounds of neck & center chest.

Manner of death:  Accident  Suicide  Homicide  Natural Causes  
 Undetermined  Unclassified

Pending  Reason: \_\_\_\_\_

*M. E. F. Gilliland M.D.*

Medical Examiner  
M. E. F. Gilliland, M.D.

~~Please send this office a copy of the investigation report.~~

Please send this office a copy of the Hospital Record.

AT DALLAS

McLennan Co.  
1741-82

Date \_\_\_\_\_ 19 \_\_\_\_\_

Name Franks, Kenneth 18 w m

Case No. 7-15-82

CLOTHING CHECK LIST

MEN'S AND BOYS' CLOTHING LIST				WOMEN'S AND GIRLS' CLOTHING LIST			
Hat	Cap			Hat	Hair net		
Overcoat	Raincoat			Coat			
Gloves				Gloves			
Scarf				Scarf			
Suit	Coat	Pants		Sweater			
Jacket				Jacket			
Sweater				Dress			
Vest				Skirt			
Tie orange <i>gag</i> & 1" of cloth pushed into one				Slacks		Shorts	
1	Shirt	LS	SS	Blouse, Shirt, Pullover			
1	Trousers	Blue jeans	Shorts	Belt			
	Belt			Slip	Full	Half	
	Suspenders			Brassiere			
1	Drawers	Boxer	Jockey <i>Briefs</i>	Undervest			
	Undershirt			Drawers, Bloomers, Panties			
	T-shirt			Girdle		Garter belt	
	Thermal underwear			Hose			
2	Hose	White & orange striped tops		Pantyhose			
	Garters			Shoes			
2	Shoes	Running		Nightgown			
	Boots	Western	Work	Pajamas			
	Pajamas	Nightshirt	Retained at DME	Bathrobe, Kimono, Housecoat			
	Bathrobe			Bedroom slippers			
	Bedroom slippers			San. Belt, Peri. Pad, Tampon			
	Handkerchief			Handkerchief			
1	Eyeglasses			Eyeglasses			

Abbreviations:  
 CW - Cut away prior to receipt  
 R - Removed prior to receipt  
 D - Defect (g.s.w., knife)

A. white / Brown / orange Terry cloth  
 ① gag tied in two over  
 (Granny)

MISCELLANEOUS

Smoking device ① sock ② wrist  
 Cigarette pack ① sleeve  
 ① cash, 5¢ & change in pants pocket  
 shoelace

B. White band around wrists, the  
 Red bandanna  
 Terry cloth  
 shoelace chin band

DA 04703

Above received by Ramon Salvia Representing Waco PD

8-9-82

E Wm watch & gm wearing clear stone  
 ① wrist ① ear

Ret'd E book  
 thru

AT DALLAS

McLennan Co.  
1741-82

Date \_\_\_\_\_ 19 \_\_\_\_\_

Franks, Kenneth 18 w m

Case No. 7-15-82

CLOTHING CHECK LIST

MEN'S AND BOYS' CLOTHING LIST				WOMEN'S AND GIRLS' CLOTHING LIST			
Hat	Cap			Hat	Hair net		
Overcoat	Raincoat			Coat			
Gloves				Gloves			
Scarf				Scarf			
Suit	Coat	Pants		Sweater			
Jacket				Jacket			
Sweater				Dress			
Vest				Skirt			
Tie	Orange Tied in 1" of cloth pushed into one			Slacks		Shorts	
1 Shirt	LS	SS	Pullover set-wound	Blouse, Shirt, Pullover			
1 Frouzers	Blue jeans	Shorts		Belt			
Belt				Slip	Full	Half	
Suspenders				Brassiere			
1 Drawers	Boxer	Jockey	Briefs	Undervest			
Undershirt				Drawers, Bloomers, Panties			
T-shirt				Girdle		Garter belt	
Thermal underwear				Hose			
2 Hose	White & orange striped legs			Pantyhose			
Garters				Shoes			
2 Shoes	Running			Nightgown			
Boots	Western	Work	Returned at DME	Pajamas			
Pajamas	Nightshirt			Bathrobe, Kimono, Housecoat			
Bathrobe				Bedroom slippers			
Bedroom slippers				San. Belt, Peri. Pad, Tampon			
Handkerchief				Handkerchief			
1 Eyeglasses				Eyeglasses			

Abbreviations:

- CW - Cut away prior to receipt
- R - Removed prior to receipt
- D - Defect (g.s.w., knife)

A. white / Brown / orange Terry cloth  
 ① gag tied in two over (Granny)

MISCELLANEOUS

Smoking device ① sock ② white  
 Cigarette pack ① slave  
 ① cash, 5 & change in pants pocket  
 shoelace

B. White band around wrists the  
 THE ABOVE IS A CORRECT LIST OF CLOTHING RECEIVED WITH THE BODY  
 Red bandanna Terry cloth  
 shoelace hair band

DA 04704

The Above received by Ramon Salvia Representing Waco PD

8-9-82

E Wm watch & gm evening clear stone ① wrist ① ear  
 Ret'd e bod my

This affidavit is in compliance with article 3737e, section 7 of Vernon's Annotated Civil Statutes.

Case No. 1741-82-0901

In the matter of  
Kenneth FRANKS, deceased

Office of the Medical Examiner  
In the County of DALLAS,  
State of TEXAS

AFFIDAVIT

Before me, the undersigned authority, personally appeared Betty J. Lones  
- - -, who, being by me duly sworn, deposed as follows:

My name is Betty J. Lones, I am over 21 years of age, of sound mind, capable of making this affidavit, and personally acquainted with the facts herein stated:

I am the Deputy Custodian of Records of the Dallas County Medical Examiner's Office. Attached hereto are 5 pages of records and xx photographs from the Dallas County Medical Examiner's Office. These said 5 pages of records and xx photographs are kept by the Dallas County Medical Examiner's Office in the regular course of business, and it was the regular course of business in the Dallas County Medical Examiner's Office for an employee or representative, or a doctor permitted to practice in the Dallas County Medical Examiner's Office, with personal knowledge of the act, event, or condition recorded to make the memorandum or record or to transmit information thereof to be included in such memorandum or record; and the memorandum or record was made at or near the time of the act, event, or condition recorded or reasonably soon thereafter. The records attached hereto are exact duplicates of the original, and it is a rule of the Dallas County Medical Examiner's Office to not permit the original to leave the Office.

Betty J. Lones  
Affiant

SWORN TO AND SUBSCRIBED before me on the 9<sup>th</sup> day of August, 1982.

Janette Stearns  
Notary Public in and for DALLAS County, Texas

My commission expires 2/19/86



U.S. Department of Justice

Federal Bureau of Investigation

Washington, D.C. 20535

October 7, 1983

To: Chief of Police  
Attention: Mr. Ramon Salinas  
Detective  
Post Office Box 1370  
Waco, Texas 76703

In Reply, Please Refer to  
File No. 31004007 S UK TR  
Mr. M. T. Scholber  
(202) 324-4344

RE: DAVID SPENCE, AND OT  
SUSPECTS;  
KENNETH FRANKS, AND  
OTHERS - VICTIMS;  
HOMICIDE  
(your letter 9/29/83  
(your case 82-07-257

From: Director, Federal Bureau of Investigation

The FBI Laboratory has received the evidence which you sent for examination in connection with the above-entitled case. A Laboratory report will be sent to you after the examination has been completed.

The examination is being made with the understanding that the evidence is connected with an official investigation of a criminal matter and that the Laboratory report will be used for official purposes only, related to the investigation or a subsequent criminal prosecution. Authorization cannot be granted for the use of the Laboratory report in connection with a civil proceeding.

If any developments occur in this case such as dismissal of charges or guilty pleas which would eliminate the necessity for conducting the requested examinations, please advise the FBI Laboratory immediately.

DA 04706



## U.S. Department of Justice

## Federal Bureau of Investigation

Washington, D.C. 20535

October 7, 1983

To: Chief of Police  
Attention: Mr. Ramon Salinas  
Detective  
Post Office Box 1370  
Waco, Texas 76703

In Reply, Please Refer to  
File No. 31004007 S UK TR  
Mr. M. T. Scholber  
(202) 324-4344

RE: DAVID SPENCE, AND OT:  
SUSPECTS;  
KENNETH FRANKS, AND  
OTHERS - VICTIMS;  
HOMICIDE  
(your letter 9/29/83  
(your case 82-07-257

From: Director, Federal Bureau of Investigation

The FBI Laboratory has received the evidence which you sent for examination in connection with the above-entitled case. A Laboratory report will be sent to you after the examination has been completed.

The examination is being made with the understanding that the evidence is connected with an official investigation of a criminal matter and that the Laboratory report will be used for official purposes only, related to the investigation or a subsequent criminal prosecution. Authorization cannot be granted for the use of the Laboratory report in connection with a civil proceeding.

If any developments occur in this case such as dismissal of charges or guilty pleas which would eliminate the necessity for conducting the requested examinations, please advise the FBI Laboratory immediately.

DA 04707

✓ MCLENNAN COUNTY DISTRICT ATTORNEY  
Send to JP Joe Johnson  
Courthouse, Waco, TX 76703  
WACO POLICE DEPARTMENT

THE SOUTHWESTERN INSTITUTE OF FORENSIC SCIENCES  
AT DALLAS

Post Office Box 35728  
Dallas, Texas 75235

Cause of Death

Date: 7-15-82

M.E. Case No. McLennan Co. 1741-82-0901

Name of deceased: Franks, Kenneth 18 w.m.

Residence of deceased 2804 Savannah Ct., Waco, TX

Found at Speegle Park # 1, Hwy. 6, Waco, TX

An autopsy ~~was~~ was performed and the cause of death is Multiple stabbing & cutting  
wounds of neck & center chest.

Manner of death:  Accident  Suicide  Homicide  Natural Causes  
 Undetermined  Unclassified

Pending  Reason: \_\_\_\_\_

*M.G.F. Gilliland M.D.*

Medical Examiner  
M.G.F. Gilliland, M.D.

Note:  Please send this office a copy of the Investigation Report.  
 Please send this office a copy of the Hospital Record.